



US00D788899S

(12) **United States Design Patent**
Valentino et al.

(10) **Patent No.:** **US D788,899 S**
(45) **Date of Patent:** **** Jun. 6, 2017**

- (54) **FRAGRANCE DIFFUSER BULB**
- (71) Applicant: **Bath & Body Works Brand Management, Inc.**, Reynoldsburg, OH (US)
- (72) Inventors: **Heidi Valentino**, New York, NY (US); **Kathryn Ludwig**, Brooklyn, NY (US)
- (73) Assignee: **Bath & Body Works Brand Management, Inc.**, Reynoldsburg, OH (US)

D510,271 S *	10/2005	Mero	D9/538
D515,933 S *	2/2006	Mero	D9/538
D522,119 S	5/2006	Baraky et al.	
D530,210 S *	10/2006	Chisholm	D9/538
D532,314 S *	11/2006	Todd	D9/552
7,228,981 B2 *	6/2007	Chisholm	B65D 1/0223 215/379
D553,504 S *	10/2007	Goto	D9/549
7,277,626 B2	10/2007	Pesu et al.	
D559,694 S *	1/2008	Le Bras-Brown	D9/538
D583,038 S	12/2008	Kay et al.	
D603,709 S *	11/2009	Lepoitevin	D9/520

(**) Term: **15 Years**
(21) Appl. No.: **29/536,461**

Primary Examiner — Sandra Snapp
(74) *Attorney, Agent, or Firm* — Andrus Intellectual Property Law, LLP

(22) Filed: **Aug. 17, 2015**
(51) **LOC (10) Cl.** **28-99**
(52) **U.S. Cl.**
USPC **D23/366**

(57) **CLAIM**
The ornamental design for a fragrance diffuser bulb, as shown and described.

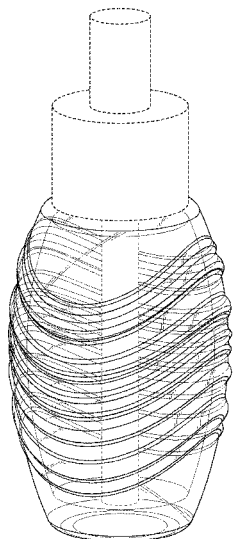
(58) **Field of Classification Search**
USPC D23/355–369; D28/5, 6; 261/DIG. 17, 261/DIG. 42, DIG. 47, DIG. 55, DIG. 65, 261/DIG. 70, DIG. 88, DIG. 89; 392/386, 392/389, 394, 395, 403; 239/34, 44, 45, 239/53, 56; D9/522, 549, 556
CPC ... A61L 9/02; A61L 9/03; A61L 9/034; A61L 9/04; A61L 9/12; A61L 9/032; A61L 9/122; A61L 9/127; A61L 9/22
See application file for complete search history.

DESCRIPTION

FIG. 1 is a perspective view of our new and ornamental design for a fragrance diffuser bulb;
FIG. 2 is a front elevation view thereof, wherein the rear elevation view is identical to the front elevation view;
FIG. 3 is a side elevation view thereof, wherein the fragrance diffuser bulb has been rotated to the right by 45 degrees with respect to the front elevation view;
FIG. 4 is a left side elevation view thereof, wherein the right side elevation view is identical to the left side elevation view;
FIG. 5 is a top view thereof;
FIG. 6 is a bottom view thereof; and,
FIG. 7 is a front elevation view thereof, showing the fragrance diffuser bulb use with an electrical fragrance diffuser.
The broken lines in the figures are directed to environment and are for illustrative purposes only; the broken lines form no part of the claimed design.

- (56) **References Cited**
U.S. PATENT DOCUMENTS
- | | | | |
|--------------|---------|-----------------|---------|
| D314,136 S * | 1/1991 | Malvoisin | D9/502 |
| D344,236 S * | 2/1994 | Drouneau | D9/545 |
| D430,659 S | 9/2000 | Zaragoza et al. | |
| 6,236,807 B1 | 5/2001 | Ruffolo et al. | |
| D463,290 S * | 9/2002 | Wiggins | D9/557 |
| D497,422 S | 10/2004 | Wirthman et al. | |
| D498,780 S * | 11/2004 | Su | D16/202 |

1 Claim, 6 Drawing Sheets



(56)

References Cited

U.S. PATENT DOCUMENTS

RE41,055 E * 12/2009 Choke-arpornchai D9/516
D606,643 S 12/2009 Butler et al.
D619,464 S * 7/2010 Langley D9/522
D642,923 S * 8/2011 Newton D9/522
D642,924 S * 8/2011 Newton D9/443
D643,296 S * 8/2011 Newton D9/522
D647,608 S 10/2011 Young et al.
D656,681 S * 3/2012 Reisler D29/101.4
D657,040 S 4/2012 Young et al.
8,301,019 B2 10/2012 Smith et al.
D672,861 S 12/2012 Adair et al.
D672,862 S 12/2012 Adair et al.
D686,721 S 7/2013 Wirz
D694,587 S * 12/2013 Slocumb D7/590
D738,734 S * 9/2015 Cripe D9/538
D742,234 S * 11/2015 Cripe D9/516

* cited by examiner

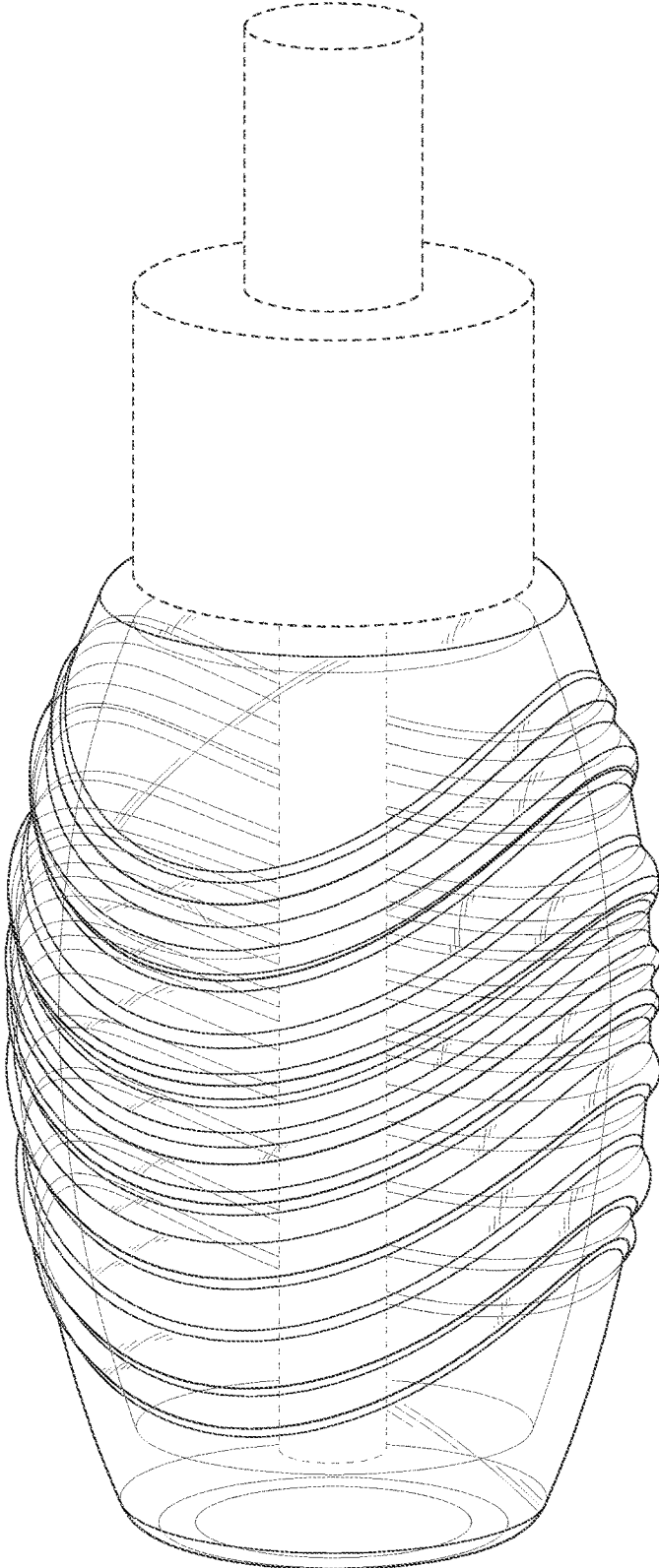


FIG. 1

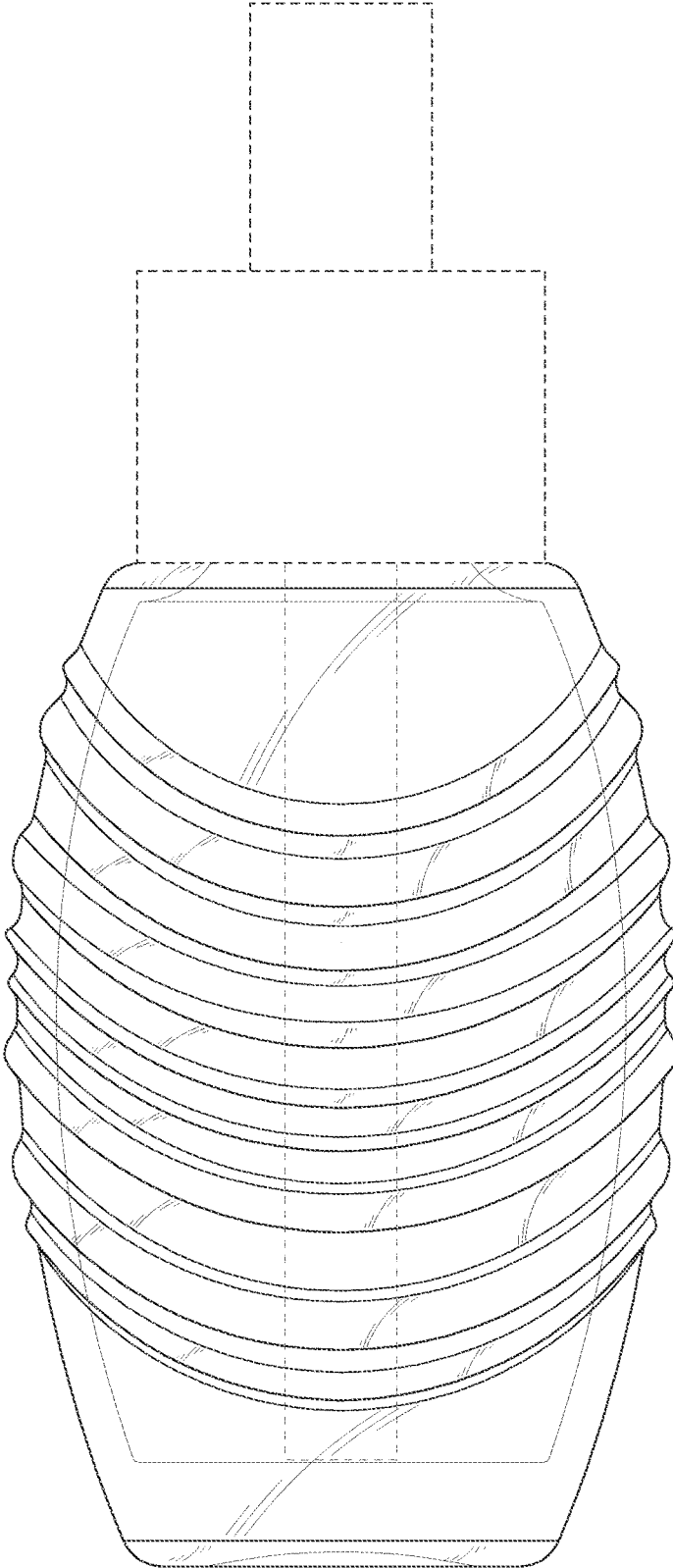


FIG. 2

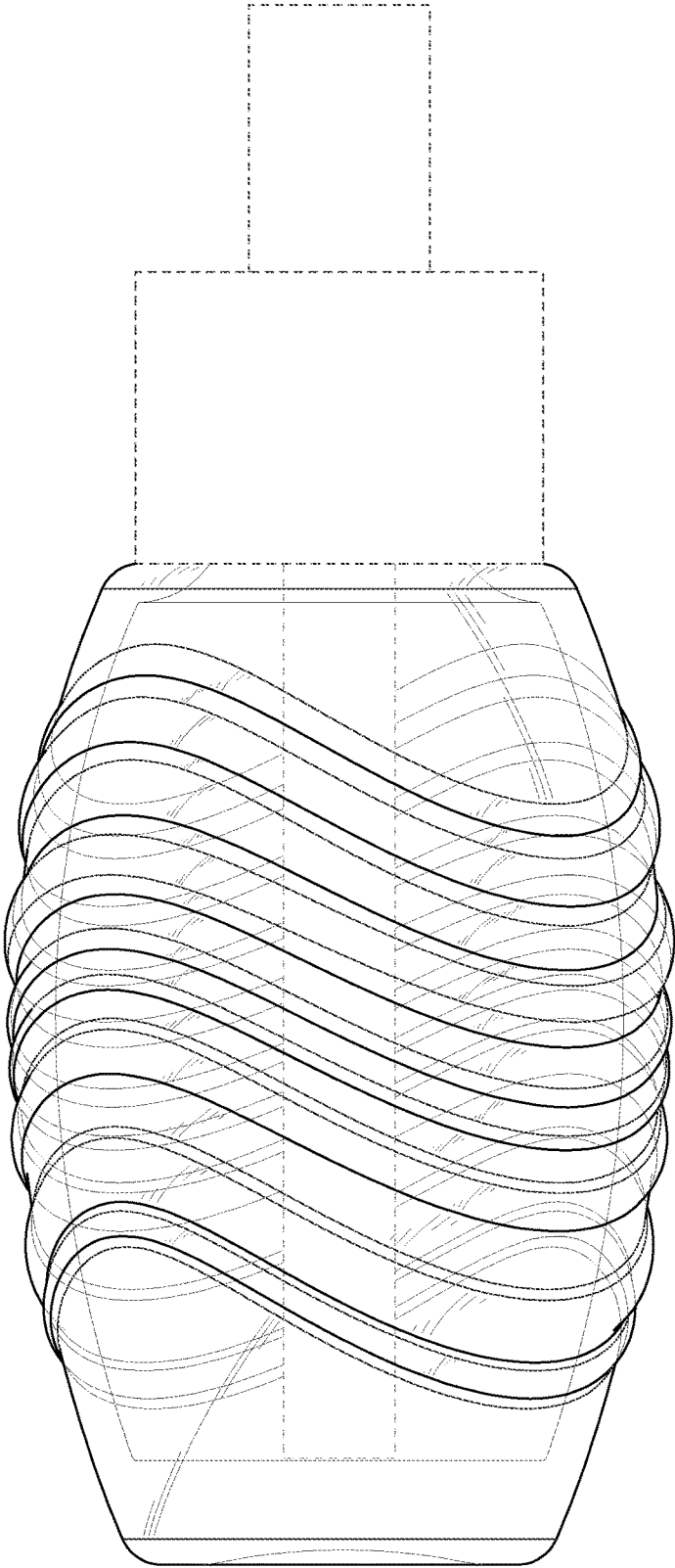


FIG. 3

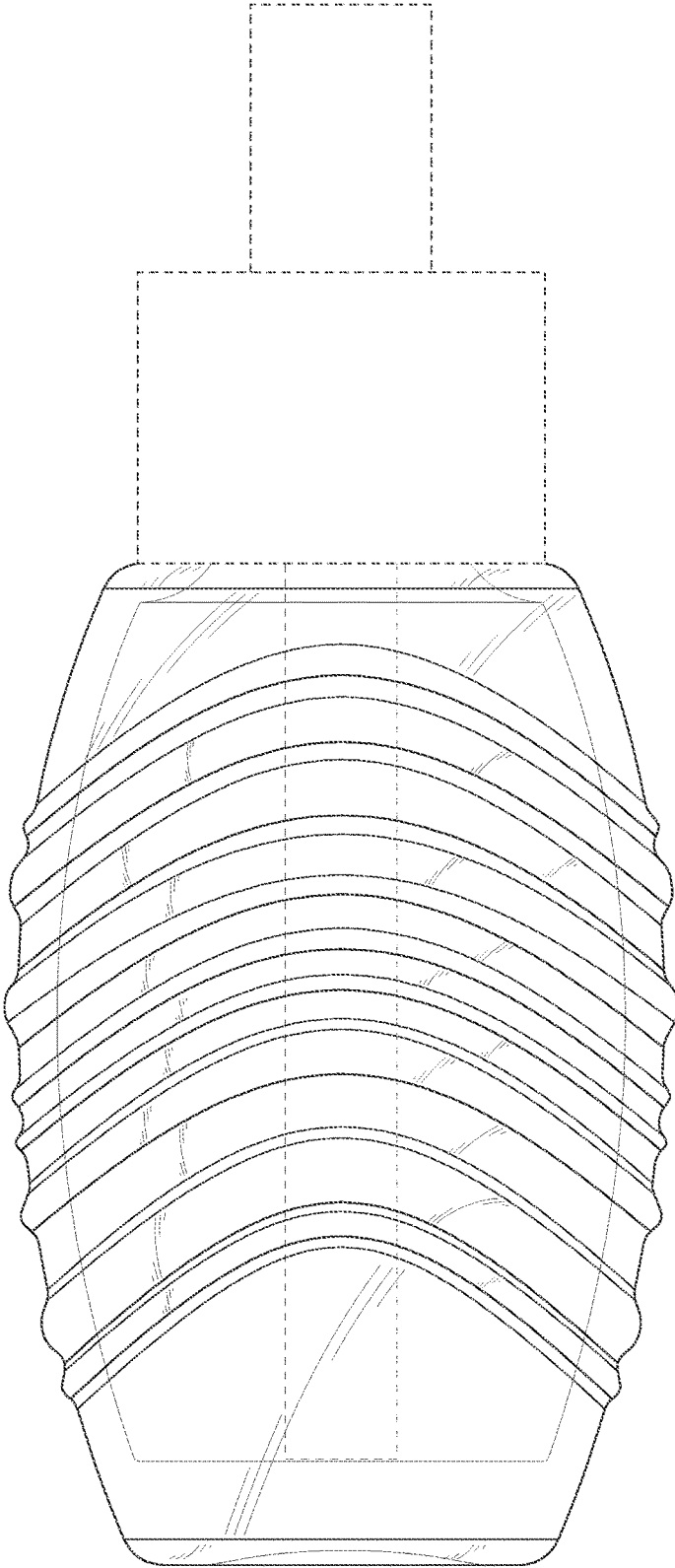


FIG. 4

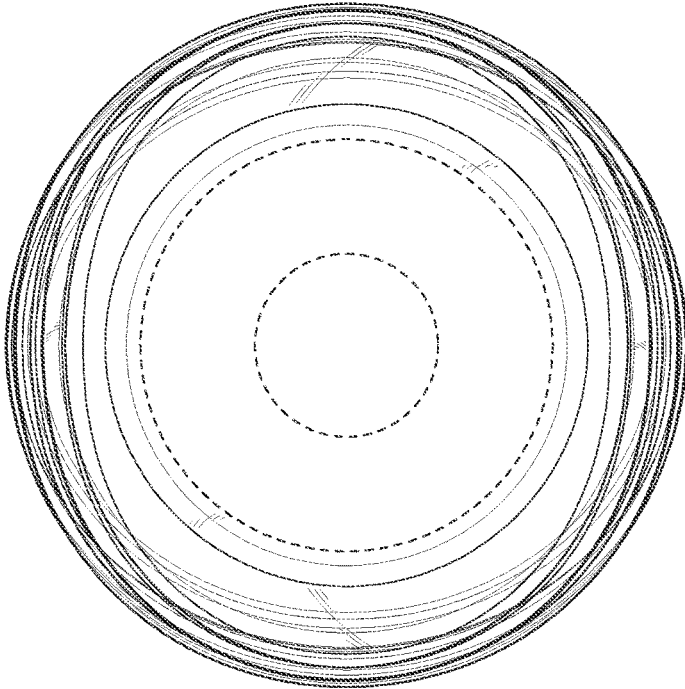


FIG. 5

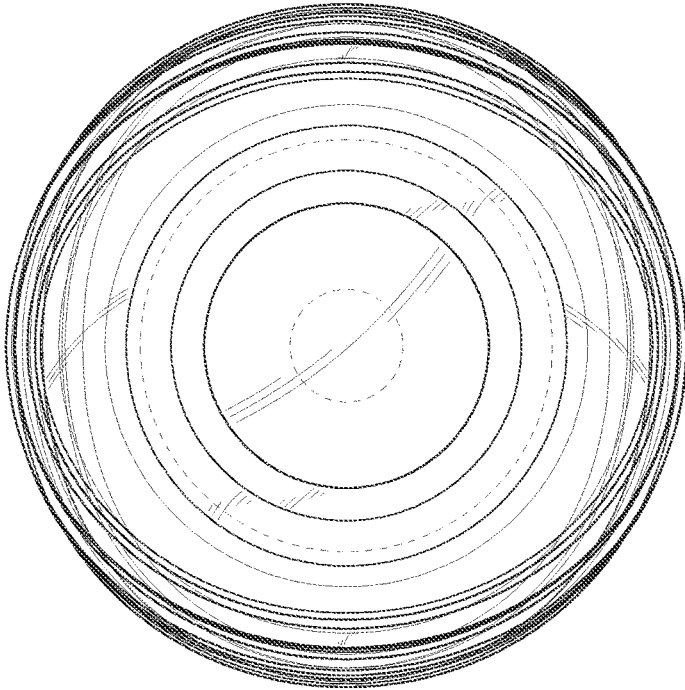


FIG. 6

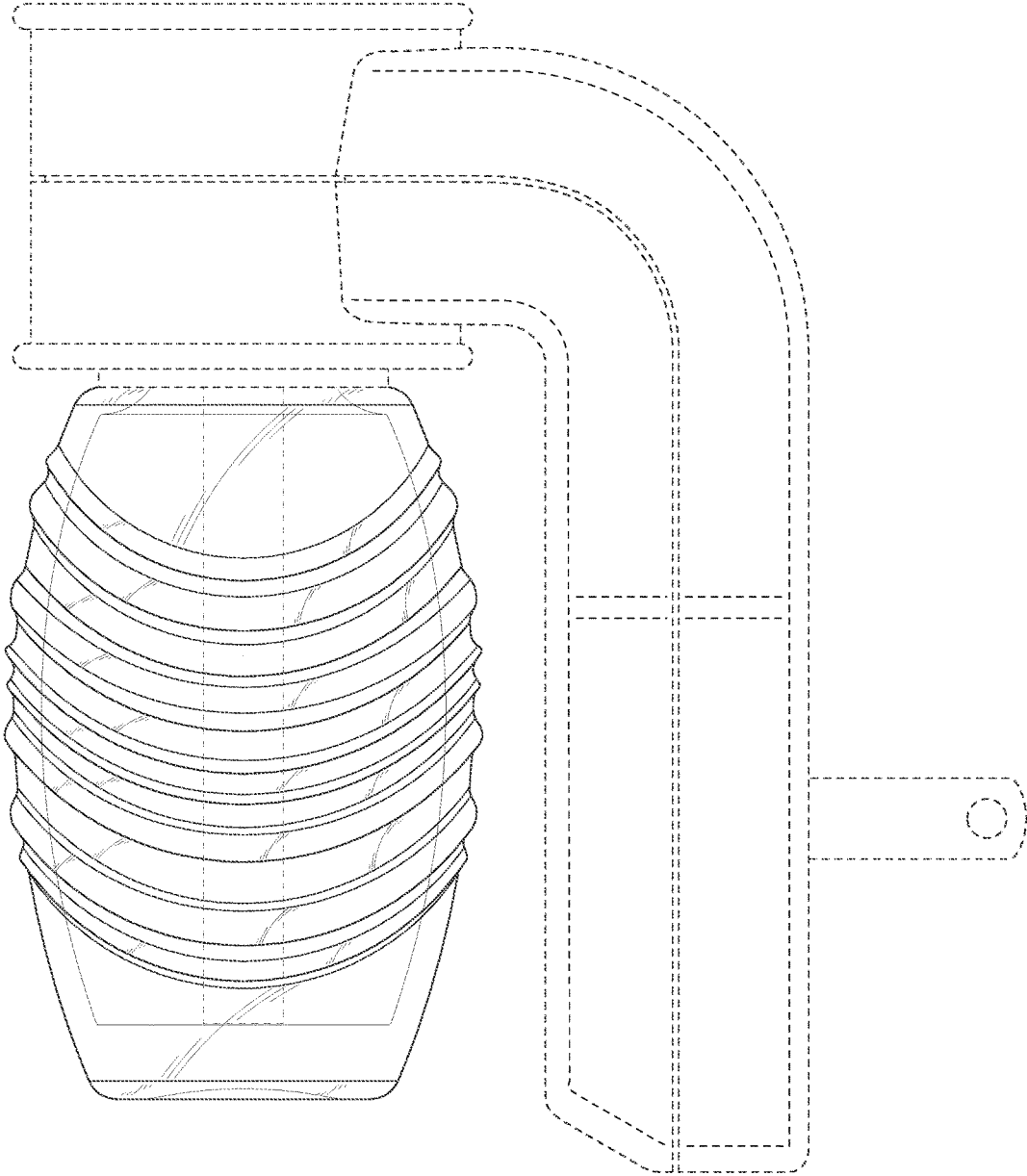


FIG. 7